

CYPRESS COLLECTION

PERSIMMON

2 Bedrooms / 2.5 Baths / Den / Covered Lanai / 2-Car Garage



Elevation A



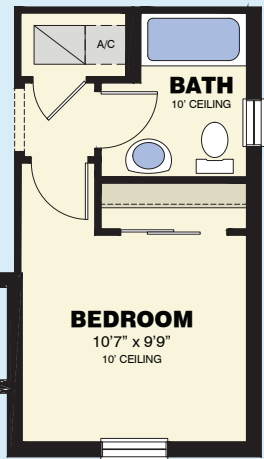
Elevation B



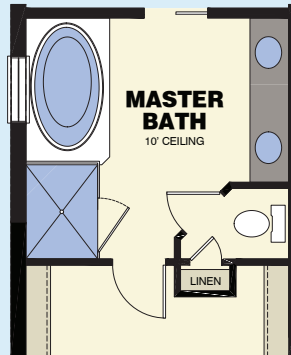
Elevation C



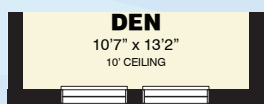
FLOOR PLAN



AVAILABLE BEDROOM VARIATION



AVAILABLE ALTERNATE MASTER BATH VARIATION



ELEVATION 'B' VARIATION

TOTAL LIVING AREA	2,041 S.F.
2-CAR GARAGE	451 S.F.
ENTRY	40 S.F.
LANAI	264 S.F.
<hr/>	
TOTAL	2,796 S.F.